



ಬೃಹತ್ ಬೆಂಗಳೂರು ಮಹಾನಗರ ಪಾಲಿಕೆ
Bruhat Bengaluru Mahanagara Palike



BBMP COVID-19 WAR ROOM BULLETIN - 15.06.2021

BBMP / COVID-19 WAR ROOM / BULLETIN – 449/ 15.06.2021 / #BBMPfightsCOVID19



ABSTRACT OF COVID-19 CASES IN BENGALURU



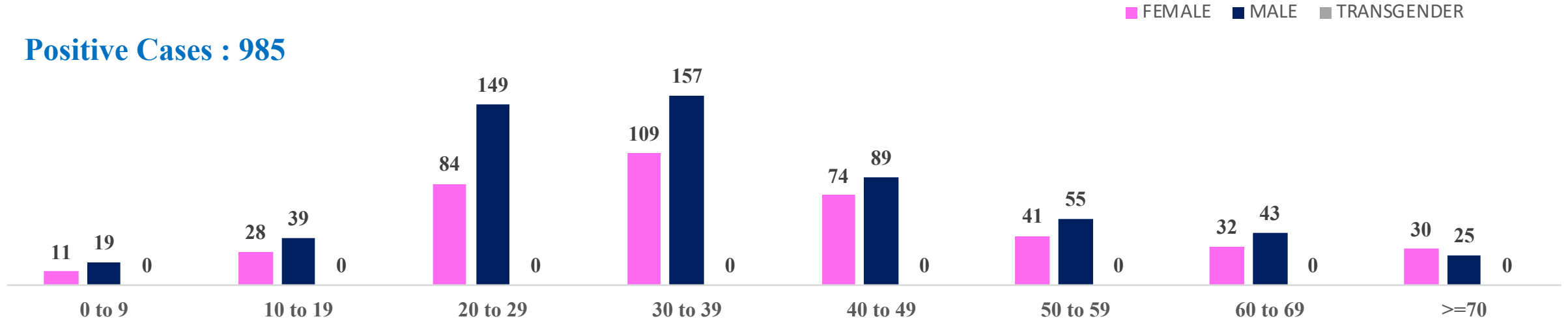
	MALE	FEMALE	TRANSGENDER	MALE	FEMALE	TRANSGENDER	TOTAL	
	Last 24 Hours	Last 24 Hours	Last 24 Hours	Cumulative	Cumulative	Cumulative	Last 24 Hours	Cumulative
Positive Cases	576	409	0	7,16,603	4,82,411	129	985	11,99,143
Recovered Cases	1,640	1,178	0	6,57,014	4,43,502	96	2,818	11,00,612
Death Cases	8	8	0	9,722	5,610	4	16	15,336
Total Tests Done	In Last 24 hrs : 68,286			Cumulative : 1,38,01,121				
ACTIVE CASES					83,195			



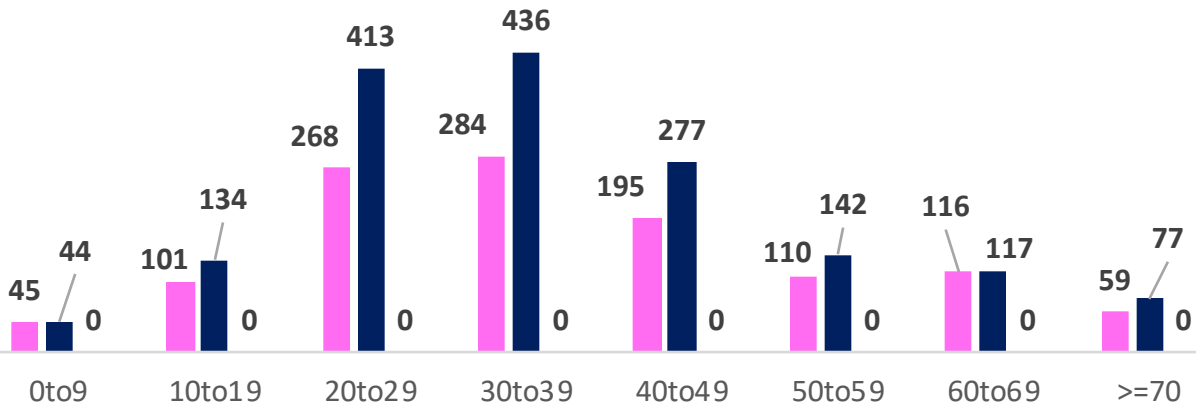
LAST 24 HOURS AGE GROUP AND GENDER WISE DISTRIBUTION



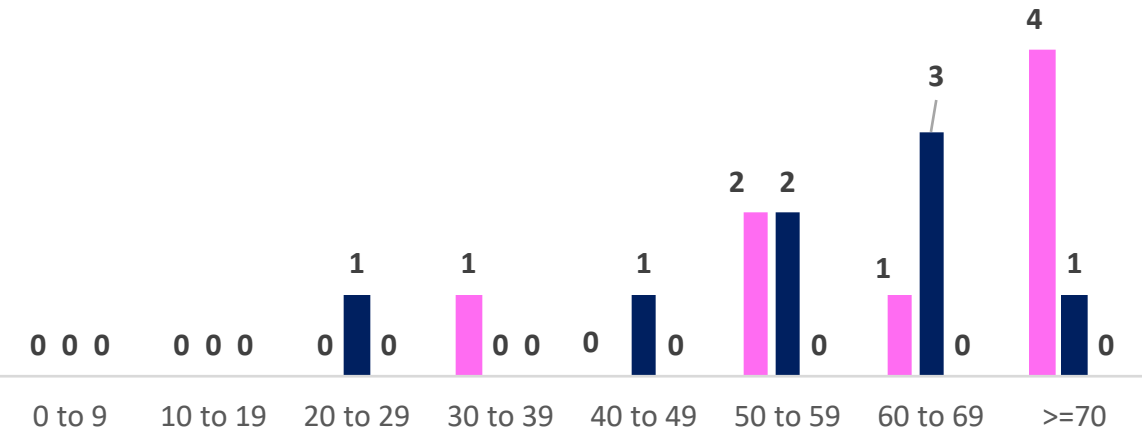
Positive Cases : 985



Recovered Cases : 2,818



Death Cases : 16





SNAPSHOT OF BENGALURU COVID-19 CASES IN LAST 8 WEEKS



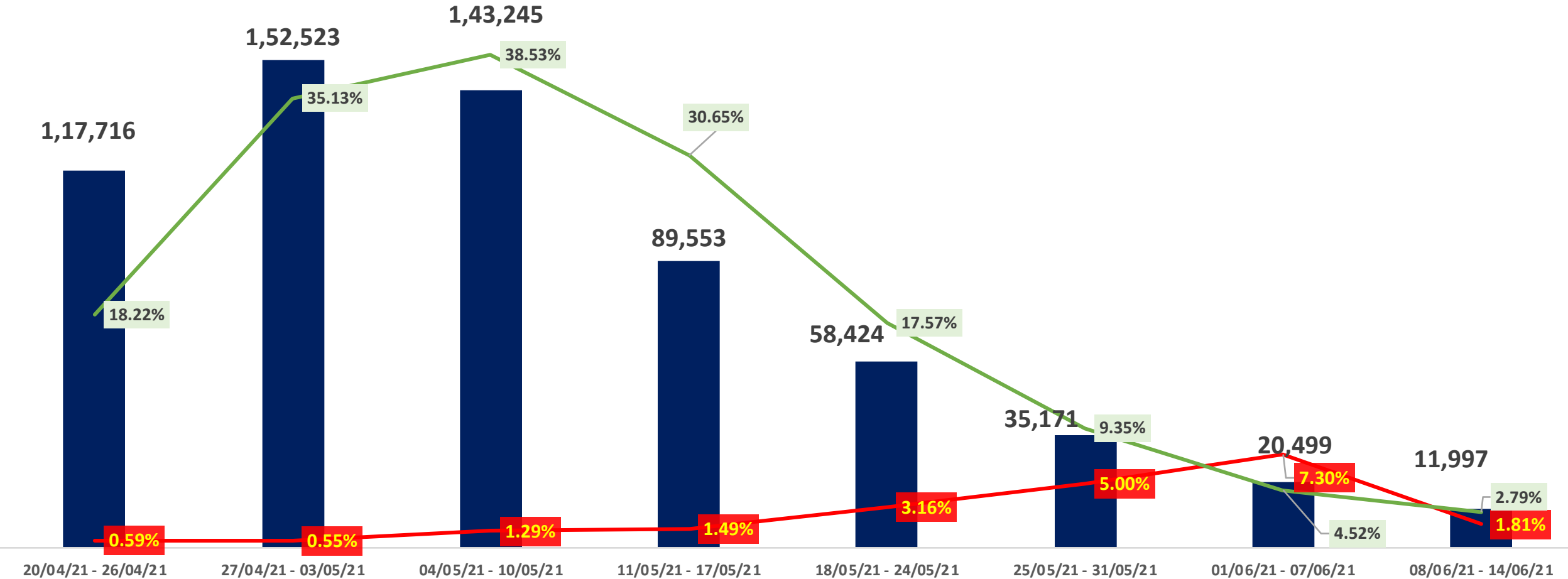
	20/04/21 TO 26/04/21	27/04/21 TO 03/05/21	04/05/21 TO 10/05/21	11/05/21 TO 17/05/21	18/05/21 TO 24/05/21	25/05/21 TO 31/05/21	01/06/21 TO 07/06/21	08/06/21 TO 14/06/21
Total Positive Cases	1,17,716	1,52,523	1,43,245	89,553	58,424	35,171	20,499	11,997
Total Recovered Cases	25,636	56,191	80,416	1,09,954	1,77,995	1,09,241	60,740	30,550
Total Death Cases	690	846	1,845	1,331	1,845	1,759	1,496	217
Case Fatality Rate	0.59%	0.55%	1.29%	1.49%	3.16%	5.00%	7.30%	1.81%
Total Tests Conducted	6,46,196	4,34,125	3,71,799	2,92,210	3,32,487	3,76,211	4,53,838	4,29,953
Positivity Rate	18.22%	35.13%	38.53%	30.65%	17.57%	9.35%	4.52%	2.79%



POSITIVITY AND MORTALITY RATE OF BENGALURU – LAST 8 WEEKS

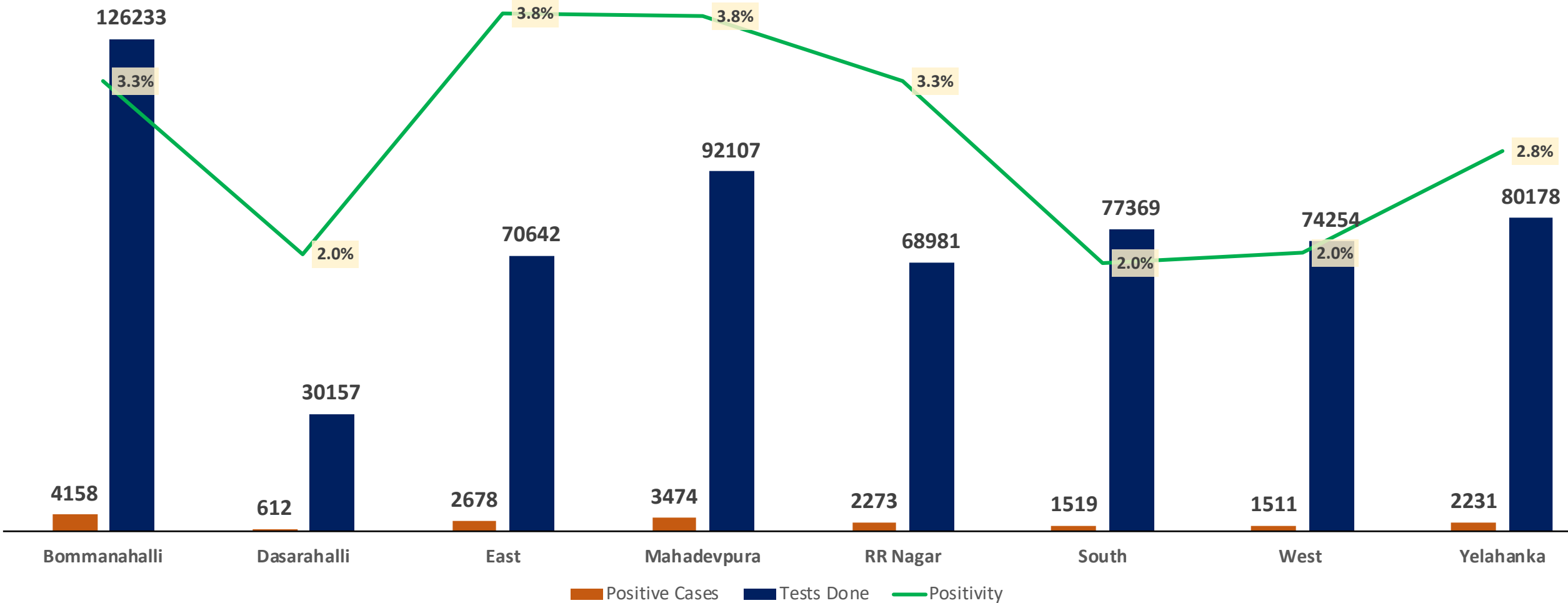


■ Total Positive Cases — Case Fatality Rate — Positivity Rate



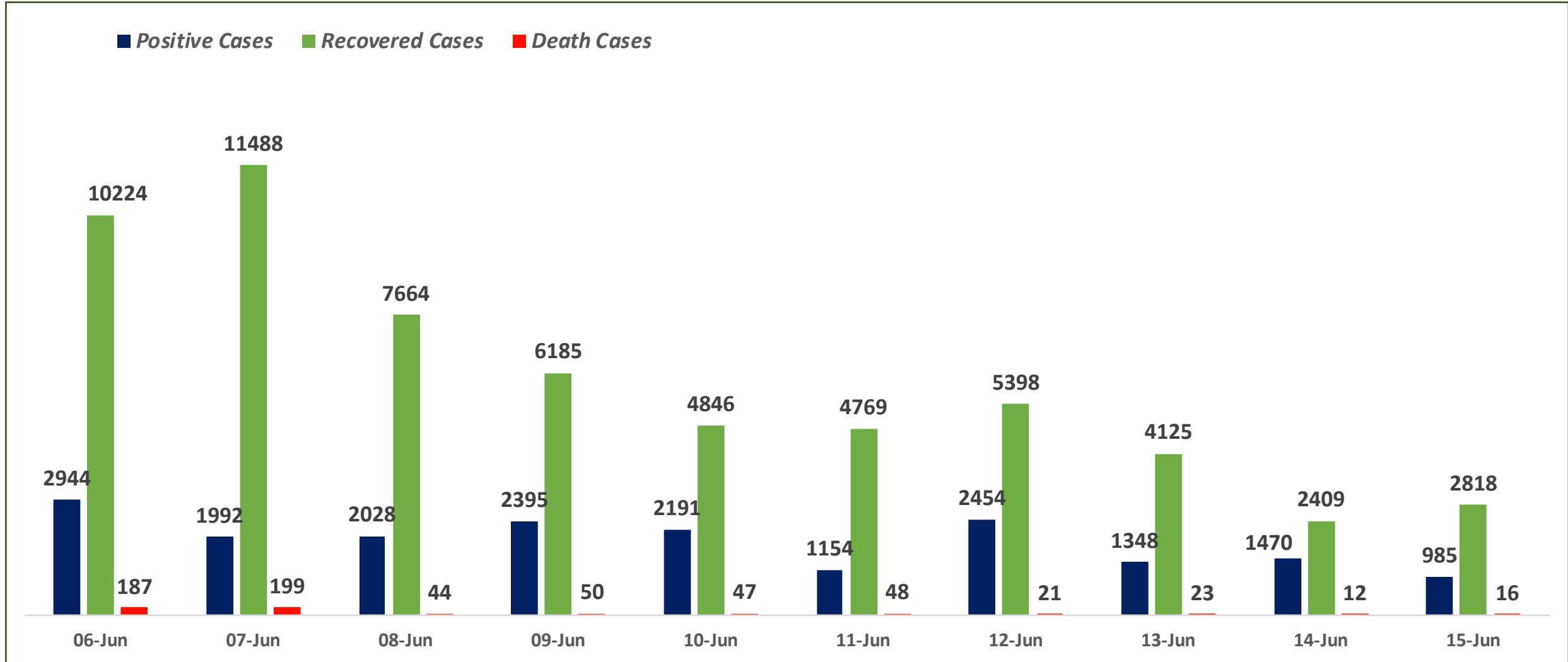


ZONE WISE POSITIVITY TREND IN LAST 10 DAYS





SNAPSHOT OF POSITIVE, RECOVERED AND DEATH CASES OVER LAST 10 DAYS ACROSS BBMP ZONES

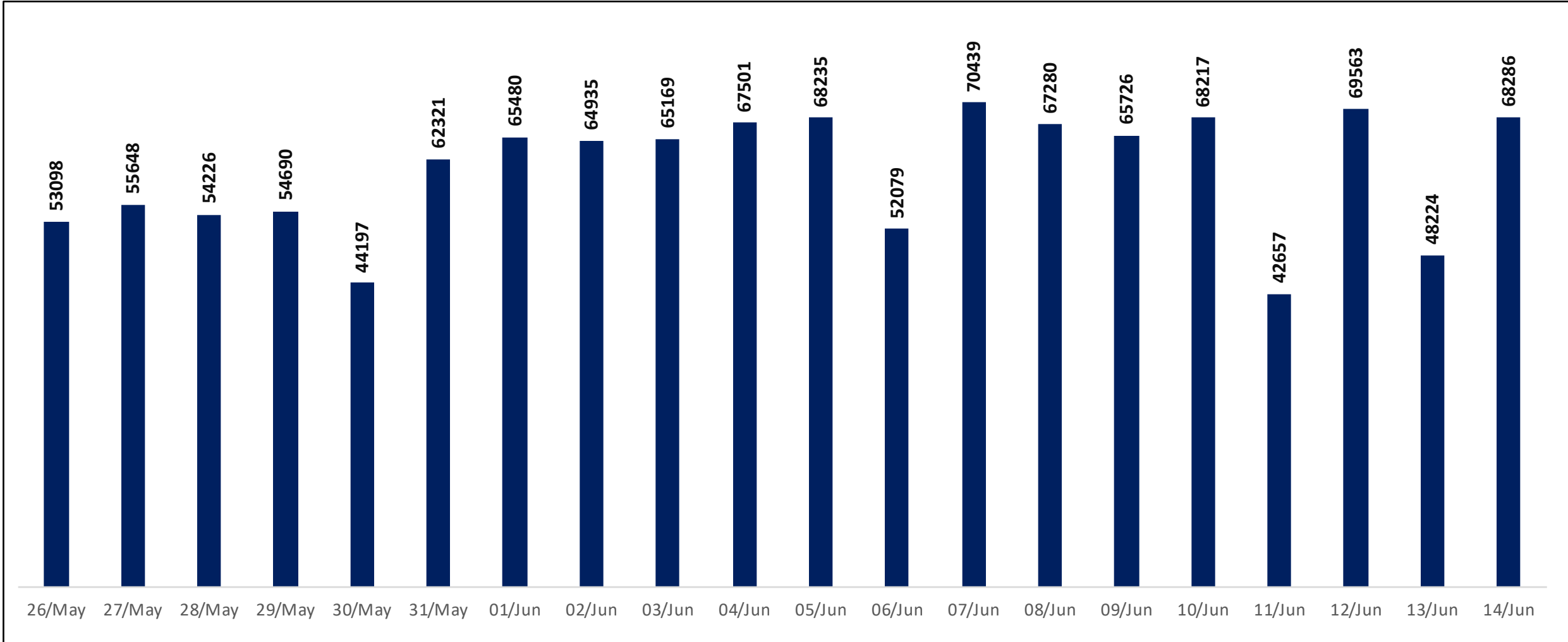




TESTING TRENDS IN BENGALURU



Total Test Conducted Till Date	Test Conducted Last 24 hours
1,38,01,121	68,286



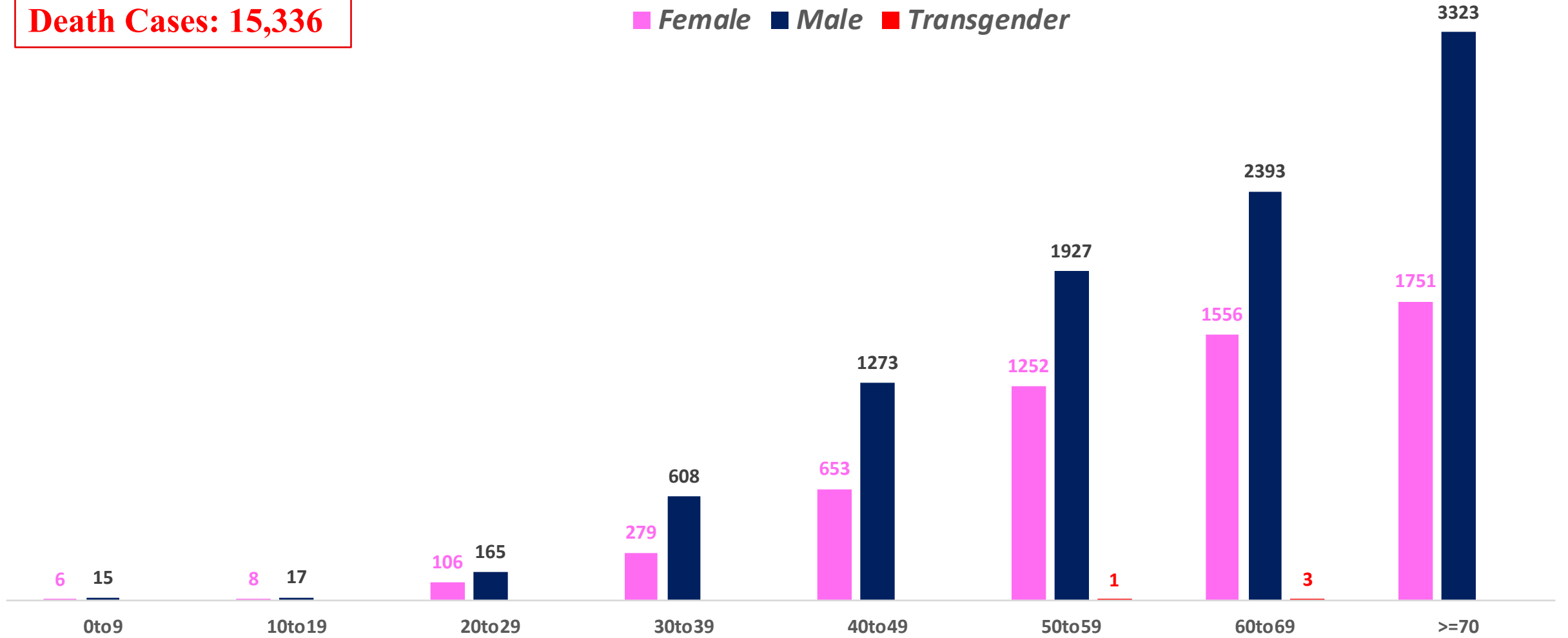


AGE AND GENDER WISE DISTRIBUTION OF DEATH CASES



Death Cases: 15,336

■ Female ■ Male ■ Transgender

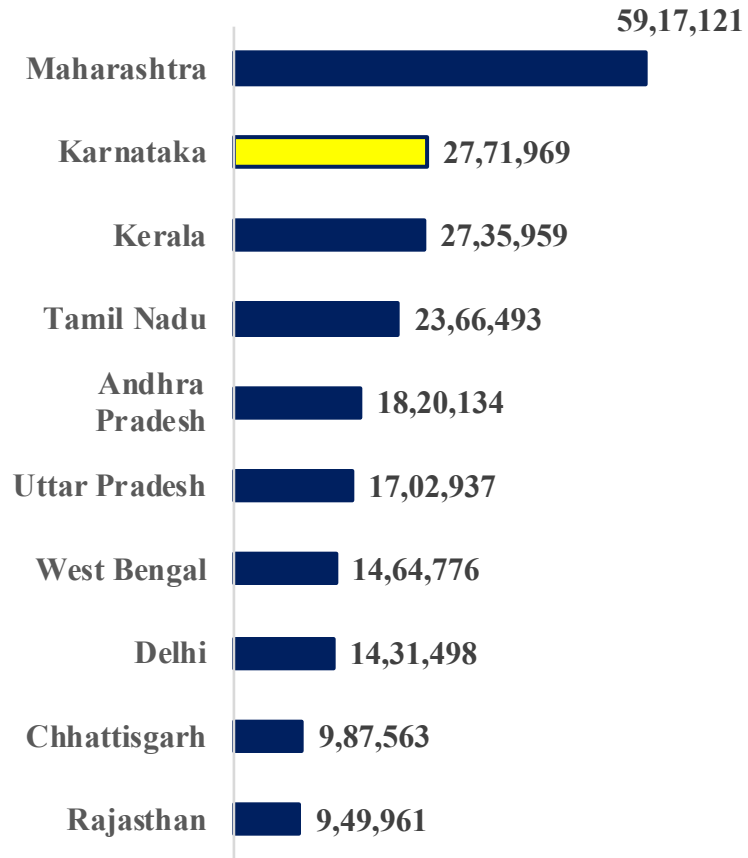




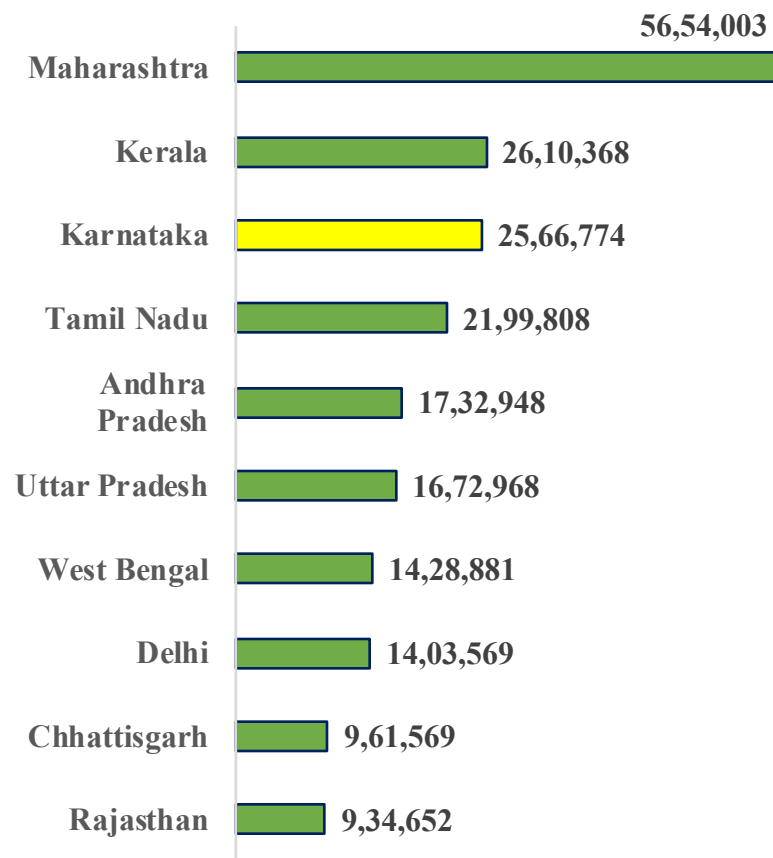
TOP 10 COVID19 AFFECTED INDIAN STATES



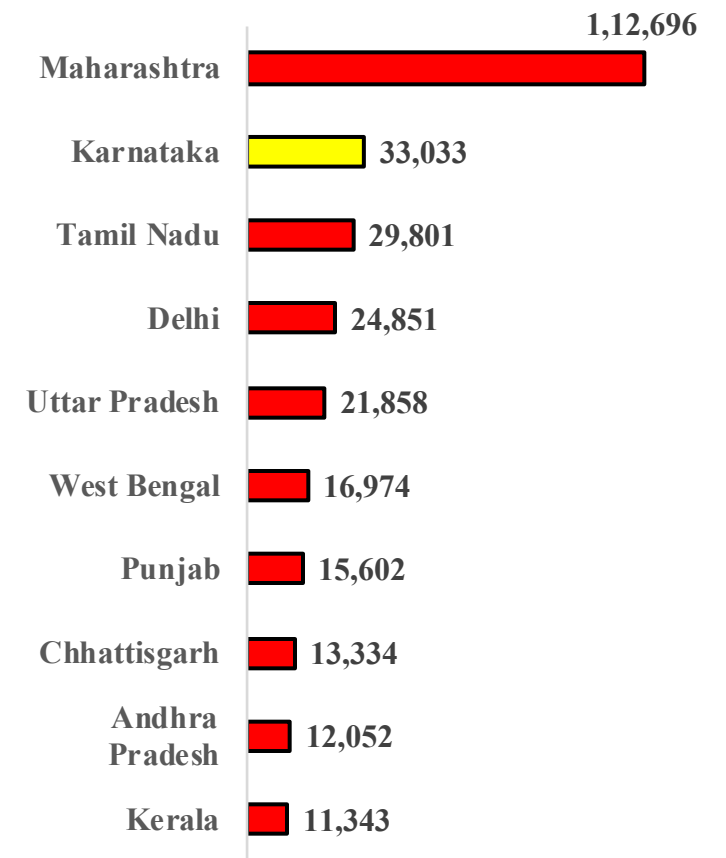
Total Positive Cases



Total Recovered Cases



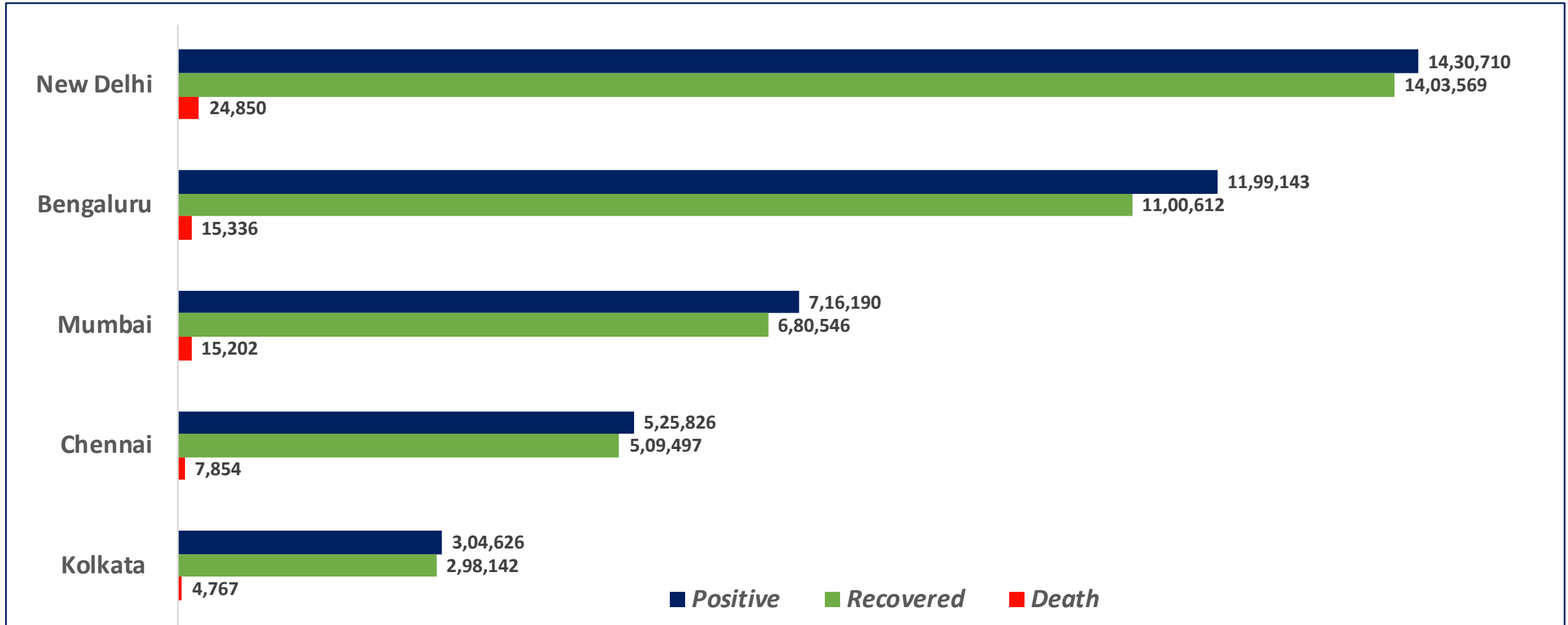
Total Death Cases



Source : <https://www.covid19india.org/> at 6:30 pm (15.06.2021)



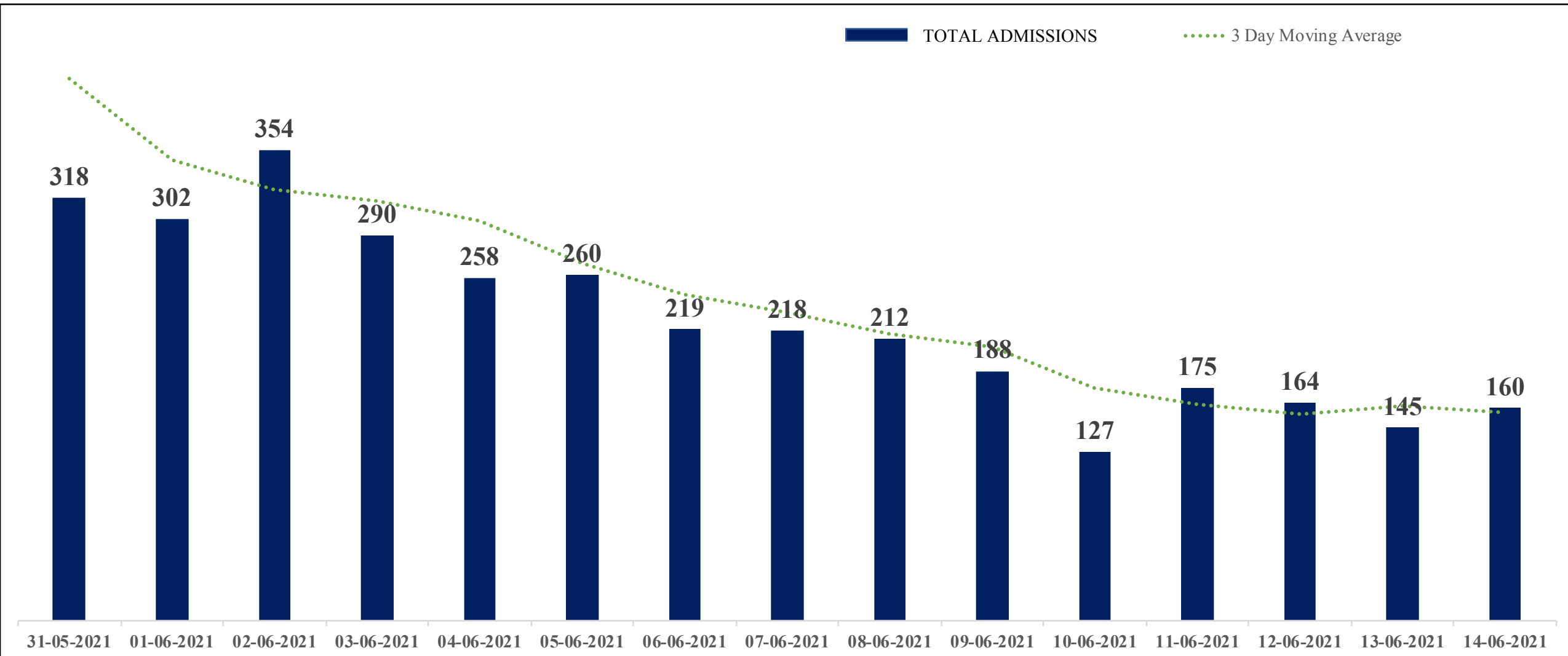
BENGALURU AND OTHER METROPOLITAN CITIES



Source : <https://www.covid19india.org/> at 6:30 pm (15.06.2021)



HOSPITAL ADMISSIONS LAST 15 DAYS TREND



* Numbers as per Central Hospital Bed Management System (CHBMS)

* Only Fresh Admissions considered



CCC/TRIAGE CENTRE REPORT – 15.06.2021

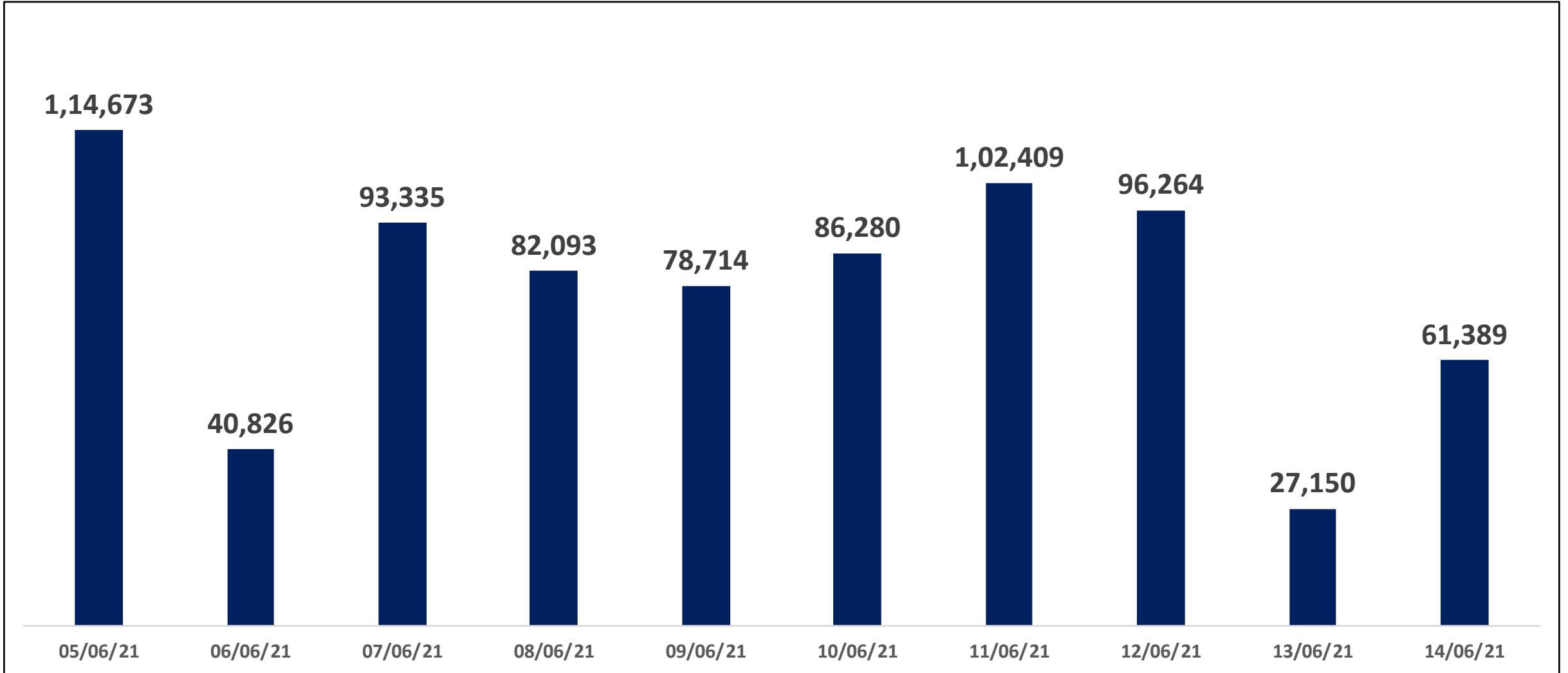


ZONE NAME	Total Triage Centres	Triage Details Breakup				Of Today's Triage, Patient Recommended for		
		Triaged till Previous Day	Today's Walk In Triage	Today's MTU Triage	Total Triaged Today	Home Isolation	CCC / MH	Hospital
BOMMANAHALLI	4	780	12	0	12	4	5	3
DASARAHALLI	8	864	14	0	14	12	1	1
EAST	5	397	11	0	11	9	1	1
MAHADEVAPURA	6	1034	17	0	17	2	9	6
RR NAGAR	7	2163	15	18	33	25	8	0
SOUTH	12	1906	40	0	40	32	5	3
WEST	7	649	2	0	2	0	1	1
YELAHANKA	5	950	5	16	21	15	3	3
TOTAL	54	8743	116	34	150	99	33	18

* data as on 04:00 PM (15.06.2021)



TOTAL VACCINE DOSES ADMINISTERED IN LAST 10 DAYS





COVID BED STATUS AS ON 15.06.2021



SR. NO.	Facility Type	No. of Hospital	Total Allocated Beds for C+ Patients					Occupied Beds for C+ Patients					Net Available Beds for C+ Patients				
			Gen Beds	HDU	ICU Beds	ICU-V	Total	Gen Beds	HDU	ICU Beds	ICU-V	Total	Gen Beds	HDU	ICU Beds	ICU-V	Total
1	Government Medical Colleges	4	20	621	53	76	770	0	80	32	36	148	20	541	21	40	622
2	Government Hospitals	17	694	228	65	162	1,149	165	114	12	86	377	529	114	53	76	772
3	Private Medical Colleges	12	3,966	2,342	136	203	6,647	42	162	66	142	412	3,924	2,180	70	61	6,235
4	Private Hospitals	144	2,652	1,743	338	221	4,954	328	473	160	159	1,120	2,324	1,270	178	62	3,834
5	Covid Care Centre	54	1,599	1,340	-	-	2,939	280	72	-	-	352	1,319	1,268	-	-	2,587
Total Beds		231	8,931	6,274	592	662	16,459	815	901	270	423	2,409	8,116	5,373	322	239	14,050



SNAPSHOT OF COVID-19 CASES IN BENGALURU URBAN



**Total Wards With
>100 Cases* :
43**

**Tests Conducted
On 14.06.2021:
68,286**

**Recovery
Rate:
91.78%**

**Total
Active Cases :
83,195**

**Total Vaccinated on
14.06.2021:
61,389**

**Positivity
Rate* :
2.79%**

**Active
Rate:
6.94%**

**Case
Fatality Rate* :
1.81%**



*Total positive cases In the past 10 days

*CFR and positivity is for Past 7 days



ಬೃಹತ್ ಬೆಂಗಳೂರು ಮಹಾನಗರ ಪಾಲಿಕೆ
Bruhat Bengaluru Mahanagara Palike



Download BBMP Bulletin	https://apps.bbmpgov.in/covid19/mediabulletin.php
For BBMPCovid19 Bed Status:	https://apps.bbmpgov.in/covid19/en/Bedstatus.php
To register for vaccination :	https://selfregistration.cowin.gov.in/
BBMP COVID19 Dashboard:	https://apps.bbmpgov.in/covid19/
Follow us on:	 www.facebook.com/bbmp.comm1/
	 twitter.com/BBMPCOMM

Issued by:

Honorable Chief Commissioner, BBMP
Special Commissioner Health & IT, BBMP
MD, Bengaluru Smart City Limited

THANK YOU !

GET VACCINATED EVEN IF YOU HAVE HAD COVID-19

This is because we don't know how long the immunity from getting the disease lasts.

Think of the vaccine as a booster to protect you longer.

DOING IT ALL, PROTECTS US ALL

Always remember to follow these 5 precautions, even after getting vaccinated.

